

Geometric Point Patterns

Keren Sela L.Ac. M.Sc

Xie Xie




Outline

- Introduction
- Common geometric point patterns
 - Philosophical foundation
 - Clinical applications
 - Functions
 - Location
 - Examples
- My thoughts on the GSM's and the geometric patterns with some formula examples
- Case

Introduction

- My Teacher Dr Yitian Ni




- Point patterns activate and regulate circulation of qi in the entire body – “treating the body as a whole”
- Dr Ni used these patterns especially when working with the Qi Jing Ba Mai

Geometric Point Patterns

- Circle
- Figure 8
- Triangle
- Square
- Zig-zag
- Wanzi
- Diamond

Circle




- Represents life in unity with the Heavens (macrocosm) as well as continuous flow of qi within the body (microcosm)
- Function:
 - Gathers Qi in a small area
 - Guides Qi to opposite ends
 - Circulates Qi through entire body

Circle

- For local use – SDT shallow needling
- For whole body – insert clockwise for women and counterclockwise for men
- To direct Qi down, first needle upper body then lower. Reverse if directing Qi up
- Location:
 - Trunk, head, limbs
- Examples:
 - STD around skin lesions, around vaccination injections
 - Hypertensive HA: GB20, LI11, St36, Liv3 (in this order) or 4 gates
 - Prolapsed uterus: Sp3, St36, St13, Du20, Ren4 (in this order)

Figure 8 - Infinity

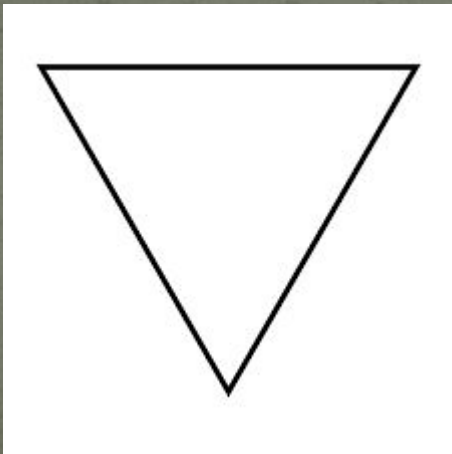



- Represents the infinite circulation of energy
- Function:
 - Invigorates Qi and Blood circulation
 - Most powerful pattern for activating Qi circulation in a physiological manner
 - Breaks up stagnations

Figure 8 - Infinity

- Dr Ni mainly used confluent points. Needle each end of one diagonal first, then continue in figure 8 flow adding midpoint last
- The #5:
 - SW66: “ On Earth spirit manifests as Wu Xing and 5 flavors”
 - 5 needles
- Location:
 - 4 limbs with optional midpoint
- Examples:
 - Nausea in pregnancy: PC6, Sp4, Lu5, Sp9, Ren14
 - Tai Yin, Shao Yang: Lu5, Sp9, SJ5, GB41, Ren12

Triangle




- Represents stability
- Focuses and directs Energy
- Function:
 - Guide stagnation out
 - Guide Qi to a targeted area
 - Both in order to achieve stability

Triangle

- Location:
 - Trunk, head
- Examples:
 - Sinusitis: LI20, YT or UB2, Du24 or St2, YT
 - Frontal HA: St8, Du20
 - Dysmenorrhea: St25, Ren 3 or Zi Gong, Ren 6
 - Li Dong Yuan's 3 triangles for general tonification (Jeffrey Yuan):
 - Ren 12, St36 – MJ
 - Ren 13, PC6 – UJ
 - Ren 10, St25 – LJ

Square




- Represents stability and evenness
- Functions:
 - Supplements Qi/Blood
 - Loosens stagnations
 - Both in order to achieve stability

Square

- Bilateral 4 needles
- Location:
 - Trunk
- Examples:
 - Blood Xu: 4 Flowers UB17, UB19 (moxa)
 - Diarrhea: St25, St27
 - Shao Yin/Mysterious Void: Kid21, Kid11

Zig Zag



- Directs Energy in one direction while gathering Energy along both sides
- Functions:
 - Guides stagnation out of body

Zig Zag

- Location:
 - Trunk, head, limbs
- Examples:
 - Right Ovarian cyst (Dr Ni): St13 (L), GB24 (R), St25 (L), Ren6, Zi Gong (R), St30 (L), Liv9, Sp9, Sp4 (R)

Wanzi



- Dr Ni: Yang descends from Heaven. Yin ascends from Earth both diverted inside a person
- Represents the descent of Life Force from the Heavens into me, integrated into me, and expressed back out
- Functions:
 - Harmonizing Wu Xing, Liu Jing
 - Removes stagnation out of body

Wanzi

- Location:
 - Abdomen, limbs
- Examples:
 - Harmonizing Metal and Wood – improving blood quality and movement: LI1,3 (R), Ren4, GB37, GB41 (L), Liv4, 8,9 (R), Ren12, Lu4, Lu3 (L)
 - Balancing Wood and Fire – getting Fire back into Blood: SJ4 (R), Ren12, GB41 (L), Liv8 (R), Ren4, Liv14, PC3 (L)

Diamond




- Similar to the stable square with a focus in the center
- Functions:
 - Activating, drawing and converging Qi into a targeted area

Diamond

- Needle in a diamond pattern with central needle last
- Location:
 - Everywhere
- Examples:
 - Tennis elbow: Ashi central needle and around it in diamond pattern approximately 1 cun from center
 - Low back pain: Du3, Du4, Du5, UB23
 - Tian Gu Ba Zhen (Dr Li Shu Ren)

Tian Gu Ba Zhen



Example: Si Shen Cong with Bai Hui

Intention and articulation

"In the universe there is an immeasurable, indescribable force which shamans call intent, and absolutely everything that exists in the entire cosmos is attached to intent by a connecting link."

- Carlos Castaneda

Patterns and GSM

- Acupuncture and herbs:
 - Separate schools of thoughts? What glasses are you wearing now? What is your point of view?



- Can (some/all) geometrical patterns correspond to GSM?
- My thoughts on : Figure 8, Zig Zag and Wan Zi

Figure 8 and Shao Yang / Jue Yin

- Most powerful pattern for activating Qi circulation in a physiological manner:
 - ShaoYang (Liver Qi stagnation – pivot - Qi/MF fire inside Blood) and JY blood stagnation
 - Damp accumulation hindering on free flow of Qi
- Xue Fu Zhu Yu Tang
 - Possible Figure 8: PC7, Liv2, LI4, Liv3, Ren3
- Chai Ling Tang
 - Possible Figure 8: Lu5, Sp9, SJ9, GB34, Ren9

Zig Zag and Yang Ming

- ZZ is opening through
- Tao He Cheng Qi Tang (post partum “insanity”)
 - Possible ZZ : Du14, UB14 (L), UB44 (R), UB47 (L), UB52 (R), UB25 (L), (Liv8, UB55, Sp4) R
- Dr Xia’s Jia Jian Tong Yu Jian
 - Shan Zha, Xiang Fu, Hong Hua, Wu Yao, Qing Pi, Mu Xiang, Ze Lan, Chi Shao, Chuan Niu Xi, Tao Ren
 - Possible ZZ: (LI3, Lu4, St 18) L, Liv14 (R), Ren6, St28 (L), (Liv9, GB34, Sp6, GB41) R
- Gui Zhi Fu Ling Wan
 - In case – coming up

Wan Zi and the entire circular flow

- Dr Yuning Wu's Zi Shen Tiao Chong Fang modified for the stimulating phase in ART:
 - Entering from Heaven :
 - Bai Zi Ren, Ba Ji Tian
 - Pivoting into me:
 - Chai Hu
 - Rooting in Shao Yin:
 - Ba Ji Tian, Xu Duan, Tu Si Zi
 - Tai Yin:
 - Shan Yao
 - Expressed back out:
 - Gou Qi Zi, Dang Gui, Chuan Xiong, Dan Shen
- Possible Wan Zi acupuncture to harmonize YY, strengthen Kidneys and improve blood flow: (Lu7, Lu1) R, Ren12, (Kid16, 13) L, Liv8 (L), (GB41, Kid 7, Sp6) R, Ren4, (Liv14, Ht 7) L

Musing Mood



Case

- Expired fetus – no pulse week 9
- 2 times Cytotec (Misoprostol)
- Tongue: purple, dark, thick white fur
- Pulse: choppy chi mai
- ZZ pattern:
 - Lu4 (R), Lu 1 (L), Liv14 (R), GB26 (L), St28 (R), St29 (L), (St34, liv6, GB41) R
 - GZFLW (12 g each)with added Chuan Niu Xi 12, Ze Lan 12, Yi Mu Cao 30, Xu Duan 12